

LEFT BLINKER
blue +
2 silver markers

RIGHT BLINKER
brown +
2 silver markers

CAN2




CAN1

diagnostic connector
white pin6 CANH

red pin14 CANL
diagnostic connector

green connector 7PIN
green pin5 CANL

white pin4 CANH
green connector 7PIN



CONTROLLER MODULE

+12V white (thick)

