

**CAN1**

CAN BUS connectors  
**blue pin CANH**  
CAN BUS connectors  
**red pin CANL**

**CAN2**




diagnostic connector  
**green pin6 CANH**  
diagnostic connector  
**orange pin14 CANL**

← or → **CAN2**

CAN BUS connectors  
**green CANH**  
CAN BUS connectors  
**orange CANL**

**yellow pin19**

white connector 24PIN (at BCM module)  
(alternative control blinkers  
- emergency light switch)



**fuse box (REAR)**