

CAN1


CAN2

← or →

CAN2

CAN1

1kΩ



white/blue pin55
grey 60PIN "C8" connector
(alternative control blinkers
- emergency light switch)

diagnostic connector
yellow pin14 CANL

grey/white pin6 CANH
diagnostic connector

diagnostic connector
grey pin3 CANH

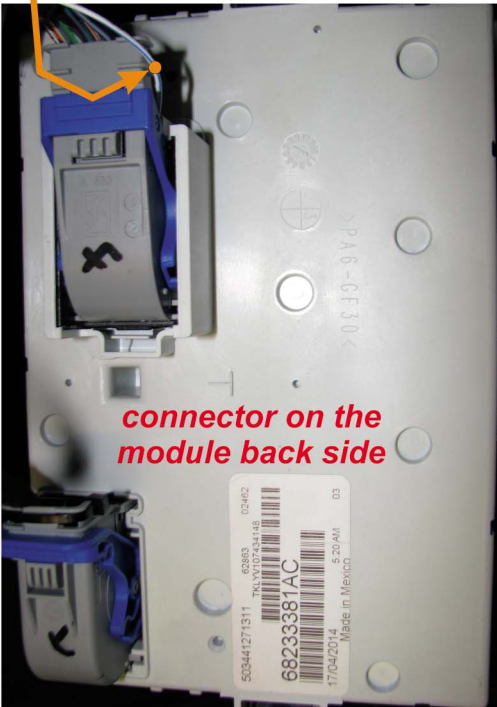


white pin11 CANL
diagnostic connector

black 60PIN C4 connector
white/green pin40 CANH

white pin41 CANL
black 60PIN C4 connector

black 60PIN C4 connector
yellow pin37 CANL

beige/pink pin38 CANH
black 60PIN C4 connector



**connector on the
module back side**

