

LEFT BLINKER
blue connector 16PIN
yellow/purple pin14

RIGHT BLINKER
blue connector 16PIN
blue/green pin13

brown/white pin20
white connector 24PIN
(Alternative control
central locking)

(Alternative control blinkers
- emergency light switch)
white connector 24PIN
brown/yellow pin21

CAN1 ← or → **CAN1**

green connector 24PIN
purple/orange pin7 CANL

grey/orange pin6 CANH
green connector 24PIN

or




diagnostic connector
purple-orange pin11 CANL

grey/orange pin3 CANH
diagnostic connector

diagnostic connector
white pin14 CANL

CAN2

diagnostic connector
white/blue pin6 CANH
diagnostic connector



Information for car owner:
before using the pilot "trunk open" switch you need to disarm the alarm

Closing car from door lock arm's the
Opening car from door lock don't disarm

