


# CAN1


black connector 43PIN  
white/orange pin5 CANH  
white/pink pin4 CANL  
black connector 43PIN

# LEFT BLINKER




black 10PIN connector on module  
under the hood - driver's side  
white/red PIN1  
white/coffee PIN2  
black 10PIN connector on module  
under the hood - driver's side

# RIGHT BLINKER



brown 16PIN connector on module  
under the hood - driver's side  
dark-green-red PIN4  
white/yellow PIN6  
brown 16PIN connector on module  
under the hood - driver's side



CONNECTORS BEHIND DIAGNOSTIC CONNECTOR

